



RUSH EARLY LEARNING COALITION

f INFO@RUSHEL.C.ORG


may 2024

First5

**90% OF BRAIN
DEVELOPMENT
HAPPENS BY AGE 5**
HERE'S WHAT YOU CAN DO
TO HELP YOUR CHILD:

What is Early Learning?

Early learning is educational programming outside the home for children between birth and 5 years old. It is a high-quality daycare experience. It's not just babysitting. It's an interactive experience for the child which includes stimulating activities such as reading, singing, talking and playing.




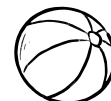
PLAY

Allow time for playing with your child,
help them try new things, and encourage them.

create a summer bucket list with ideas on how to play this summer!

Summer BUCKET LIST

- ☐ Join the Rushville Public Library Summer Reading Program!
- ☐ Create a masterpiece chalk drawing outside
- ☐ Look at the sky and see what shapes you see in the clouds!
- ☐ _____
- ☐ _____
- ☐ _____
- ☐ _____
- ☐ _____
- ☐ _____
- ☐ _____
- ☐ _____



First5
Know early. Grow early.



First5 Rush County's
Early Learning Coalition

To learn more about First5 visit our website
www.rushcountyfoundation.org/first5/



Sing a Song: I'm the Summer Sun

(Sung to the tune of: "I'm a Little Teapot" | Storytime Treasures 7/22)

I'm the summer sun, (Hold arms in a circle over head)

I'm bright and hot. (Nod head)

During the day I shine a lot (Turn from side to side)

If you find a tree to give you shade (Spread arms out and down)

You'll keep away from my hot rays (Point to each other, then self)

monkey see, monkey do

ways to model behavior


Children mimic the behavior of others,
especially parents or caregivers.

What things do you see your child do that you do?



Visit the Rushville Public
Library to sign up for the
summer reading program!

ALL kids in Rush County
ARE eligible for a
FREE library card!



make a bubble foam sensory bin

Using a few common ingredients
you probably already have at home.



You'll need 2 parts water and 1 part bubble bath (Dawn dish soap works too!)

Grab a mixing bowl and add 2 parts water and 1 part bubble bath. Add a drop or two of food coloring if you want. Use a hand mixer to easily and quickly whip up the bubbles. Spoon out the bubble foam into your sensory bin or table (or a large bowl works too!). Be sure not to include the water, only scoop out the foam.

Add bowls, spoons, etc and you are all set up for an amazing sensory play adventure. If you want to get fancy, add little toys or pom poms! That's it! Its so easy and so fun for kids!



ask your Little...

What do you like to play or do
outside in the sunshine?

What is your favorite
summer snack and why?



First5
Know early. Grow early.



First5 Rush County's
Early Learning Coalition

